

Hale County School System



Review and Enrichment Practice Second Grade

Michael C. Ryans
Superintendent

Learning Activity Packet for Emergency Closing #1

Directions: Select at least **four (4) activities** to complete each emergency closing day. Share/review your choices with an adult. Each activity is labeled with one or more content area icons; complete activities from a variety of different content categories (see icons below). **Check the box** for each activity you complete.



Literacy



Math



Science



Social Studies



Art and Music

Health and
Wellness

NOTE: Items that are **bold** indicate an attachment contained in this booklet; items that are underlined indicate an online website or resource.



With permission, watch the news or check the newspaper for weather numbers. Record the information you find, include at least 8 facts with numbers.

Write what you notice about what state of matter an ice cube is. Put an ice cube in a cup and put the cup outside of the freezer. Notice the changes. What happens to the ice cube?

Write a short story about the most fun day you can imagine. What did you do? Who was there? Why was it fun?

Be a GREAT FRIEND by making a card for a friend. Write at least three sentences to tell why they are a great friend.



Coin Count: sort and identify coins. Use skip counting to count the coins in your collection.

Use a magnet to find ten things in your home that are magnetic and ten things that are not magnetic.

Complete the Four Seasons of the Trees activity.

With permission from an adult, log in to www.gonoodle.com and choose two of your favorite movement activities.



Read for 20 minutes or more. Then draw a scene from today's reading and include a description of the characters, setting, or events that you drew.

Let's get moving! Ask an adult to play some music. Dance in and around your house, clap to the beat. Write down the name of the song that got you motivated.

Think about something that might be difficult for you right now. Talk with someone about how you can set a goal to improve. Write your plan in a journal.

Select a character from a book who is demonstrating an emotion. How are they feeling? Give at least 2 details from the book that shows they are feeling that way.



Use materials around your house to build a model habitat. Explain what kind of animal could live there and why.

Create a poster to tell about a tradition in your family.

Create a bar graph to show the favorite colors of everyone in your family. Then write three facts about your graph.

Write a poem to your favorite color. Include objects, places, or feelings that remind you of that color.



FOUR SEASONS OF THE TREES



Materials needed: paper, pencil, coloring tools (colored pencils, crayons, or markers)

Directions:

1. On a separate sheet of paper, draw a grid that divides your paper into 4 sections.
2. Inside the grid, draw a tree that reaches all four spaces.
3. In each one of the four spaces, show a different season by drawing what that portion of the tree would look like during that time of year.
4. The seasons are spring, summer, fall, and winter.
5. Think about how the leaves, sky, and ground would look during each season. Include animals, outdoor items like playground equipment, flowers, plants, people, and weather conditions in your drawing as well.
6. Lastly, add color to your drawing with your choice of coloring tools. Make sure to fill each space with details and color. Be creative!

Learning Activity Packet for Emergency Closing #2

Directions: Select at least **four (4) activities** to complete each emergency closing day. Share/review your choices with an adult. Each activity is labeled with one or more content area icons; complete activities from a variety of different content categories (see icons below). **Check the box** for each activity you complete.



Literacy



Math



Science



Social Studies



Art and Music



Health and
Wellness

NOTE: Items that are **bold** indicate an attachment contained in this booklet; items that are underlined indicate an online website or resource.



Practice "**Mindful Listening**." With permission, go outside to listen to the sound fully; record your observations on the sheet provided.

Write and illustrate a picture book about a day during your favorite season. You can use the **Favorite Season Book** or create your own.

Read a book of your choosing for 20 minutes. Then, fill in the details on the **Character Portrait**.

Create a kindness calendar. Fill in the **Kindness Calendar** to plan a week's worth of kindness activities to complete. Share your complete calendar with your teacher.



With help from an adult, play a game, research a composer, compose a song, or dance to the beat. Try www.classicsforkids.com

Invite someone in your house to play a board game or card game.

Practice with coins. How much money do I have if I have: 1 quarter, 2 dimes, and one nickel? Write the amount. Then show that same value with other coins.

With help or permission from an adult, make a sandwich for lunch. Show how to cut the sandwich into equal parts of either halves or quarters. Draw a picture of your sandwich.



Create a "How to Be a Good Friend" book. Using blank paper, use words and pictures to show how you can be a good friend.

Write a paragraph that explains a time when you used a service in your community.

Write a journal entry about a time you had to make an economical choice.

Landscape Out Your Window- draw a picture of what you see from your window. Use **Landscape Worksheet** for guidance.



Explore instruments and composers online with help from an adult: www.mydso.com/dso-kids

Self-Portrait: Look in a mirror and draw a self-portrait. Include as much realistic detail as possible.

With help from an adult, make a healthy snack to enjoy. Talk about what makes it a healthy choice.

Think and Write. What would it be like to be an animal that lived outside during the winter? Write about it and draw a picture.




MINDFUL LISTENING

Listen like an owl to become more aware of the sounds around you! An owl can hear sounds that are close up and far away, and can also be silent when needed. Go on a “sound hunt” as an owl. What do you hear close up? What do you hear far away? Write and draw your observations.








FAVORITE SEASON



Written and illustrated by:







**CHARACTER PORTRAIT****Illustration of Character****Traits****Favorite Things****Lessons Learned****Something They Say or Do**



kindness
MATTERS

Day of the Week	I will show kindness by...
Monday	
Tuesday	
Wednesday	
Thursday	
Friday	
Saturday	
Sunday	



LANDSCAPE FROM YOUR WINDOW



Use materials of your choice (crayons, pencils, paint, clay) to create a picture of the view from your window. What do you see? What is happening? How can you tell? What details can you include in your artwork to describe what you see? Find a creative way to show what is happening outside your window. Bring your artwork to school to share with your class.

Blank paper for you to use...

Blank paper for you to use...

Blank paper for you to use...

This image shows a single sheet of white paper with horizontal ruling lines. The lines are evenly spaced and run across the width of the page. There is no text or other markings on the paper.

This image shows a single sheet of white paper with horizontal ruling lines. The lines are evenly spaced and run across the width of the page. There is no text or other markings on the paper.

[illegible]

[illegible]

Daily Reading Log Sentence Starters- Use these sentence starters to help you write a response to what you read. Try to use different ones each day

Setting

The setting reminds me of _____ because _____.

Character

The character _____ reminds me of _____.

When the character did _____ I thought _____.

Purpose/Theme/Main Idea

I think the author is trying to get me to think about _____.

I could relate to the story because _____.

The story/section I read was mainly about _____.

Predicting

I think _____ will happen because I noticed _____.

I wonder if _____ will happen because _____.

I predict _____ will happen because _____.

Clarifying

I am unsure about _____.

One word/phrase I don't understand is _____.

I'm confused about _____.

One question I have is _____.

Making Connections

This reminds me of _____ because _____.

This story is different from _____ because _____.

Drawing Conclusions

I think that when the character (action) _____ it means _____.

One way I could describe the character is that he or she is _____.

Daily Reading Log Sentence Starters, *continued*

Example	Non-Example
The setting reminds me of <u>a summer camp I attended</u> because <u>we also did a lot of activities and slept in bunks</u> .	The setting reminds me of <u>nothing</u> .
I think <u>the main character will keep trying to make friends</u> because <u>she seems lonely</u> .	I think <u>the main character will happen</u> because <u>she is lonely</u> .
One question I have is why did the main character get upset.	One question I have is what happened.